

How GasNet works

STATION

- GasKit Control Center containing industrial PC & auxiliary hardware set
- GasKit Control Center is sealed to prevent unauthorized access
- Auxiliary hardware set depends on pump & ATG types
- GasKit is running on Industrial PC
- Operating temperature range: from -40°C to $+70^{\circ}\text{C}$



STATION

- GasKit Control Center is connected to internet
- GasKit Control Center is connected to pumps and ATGs by wires
- All actions with pumps are immediately reported to GasKit
- GasKit requests data from ATGs (if present) at regular intervals
- The data is collected to local database and sent to the cloud

CLOUD

- Data from all stations is stored in a cloud database (AWS hosting is recommended)
- Web applications create various reports based on the information from database
- Both current state and periodic (daily, weekly, etc) reports are available
- Web applications can be run on any device (desktop, phone, tablet)

REPORTS

Station: Station-2
 Shift: 27.09.2015 06:39 P
 Report form: litres

Fuel balance (counter readings)

Fuel	Balance at shift start L	Fuel Received L	№ pump	Counter readings			Fuel Issued Total (counter readings) L	Test fuelling L	№ tank	Fuel balance at shift end				
				At shift start L	At shift end L	Fuel Issued (counter readings) L				Fuel height cm	Water layer height cm	Actual balance L	Estimated balance L	+/- L
A-76	20 907.50		5	1 800 051.00	1 800 221.00	170.00	1 141.00		3	196.10		19 775.70	19 766.50	+9.20
			6	747 192.00	747 244.00	52.00								
			7	2 936 769.00	2 937 639.00	870.00								
			8	955 494.00	955 543.00	49.00								
A-92	9 623.10	+15 605.00	1	1 851 926.00	1 852 529.00	603.00	4 105.00		2	209.40		21 193.40	21 148.10	+45.30
			2	2 823 796.00	2 824 673.00	877.00								
			3	3 751 435.00	3 752 497.00	1 062.00								
			4	4 183 864.00	4 185 427.00	1 563.00								
A-95	20 224.00		1	708 412.00	708 604.00	192.00	2 186.00		1	180.50		18 046.50	18 038.00	+8.50
			2	1 562 124.00	1 562 561.00	437.00								
			3	1 299 416.00	1 299 961.00	545.00								
			4	2 171 065.00	2 172 077.00	1 012.00								
AGO	21 082.30		5	1 091 785.00	1 092 504.00	719.00	2 894.00		4	180.30		18 233.30	18 188.30	+45.00
			6	1 050 245.00	1 050 563.00	318.00								
			7	1 422 042.00	1 423 431.00	1 389.00								
			8	1 089 202.00	1 089 670.00	468.00								

Fuel (L) and Goods (pcs.) sales

Payment type	A-76		A-92		A-95		AGO		Fuel sales Total		Sale of Goods Total		Sum-only receipts		Total	
	L × rub./L	rub.	L × rub./L	rub.	L × rub./L	rub.	L × rub./L	rub.	L	rub.	pcs.	rub.	q-ty	rub.	rub.	rub.
Cash	1 121.00 × 13.60 = 15 245.62		3 970.00 × 16.80 = 66 696.03		2 057.00 × 18.00 = 37 026.00		2 374.04 × 16.5893 = 39 383.71		9 522.04	= 158 351.36	81		1			160 928.36
Coupons-1			60.00		130.00		520.00		710.00							
Coupons-2			50.00						50.00							
Bank Cards	20.00 × 13.60 = 272.00								20.00	= 272.00						272.00
Test fuelling			25.00													
Volume (L)	1 141.00		4 080.00		2 187.00		2 894.04		10 302.04		81					161 200.36
Cash (rub.)	1 121.00 × 13.60 = 15 245.62		3 970.00 × 16.80 = 66 696.03		2 057.00 × 18.00 = 37 026.00		2 374.04 × 16.5893 = 39 383.71		9 522.04	= 158 351.36	81			= 2 577.00		160 928.36
Non-cash (rub.)	20.00 × 13.60 = 272.00								20.00	= 272.00						272.00
Non-fiscal (rub.)			110.00		130.00		520.00		760.00							

Fuel Received

Time of receipt	№ tank	Fuel	Invoice number	License plate number	Driver	Invoice data				Measurement data				+/-	
						Volume L	Weight Kg	Density Kg/L	Temper. °C	Volume L	Weight Kg	Density Kg/L	Temper. °C	L	Kg
28.09.2015 05:22:29	2	A-92	315480	M 512-74	Driver-4	7 870.00	5 950.00	0.7560	+13.0	7 850.00	5 895.35	0.7510	+13.0	-20.00	-54.65
28.09.2015 05:27:20	2	A-92	315481	M 512-74	Driver-4	7 770.00	5 874.00	0.7560	+13.0	7 755.00	5 824.01	0.7510	+13.0	-15.00	-49.99

Pump attendant signatures

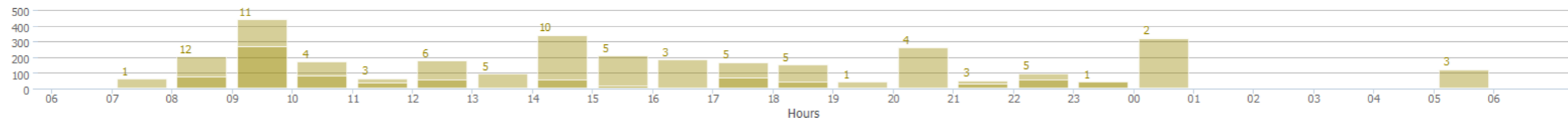
(signature) _____ (Name)

(signature) _____ (Name)

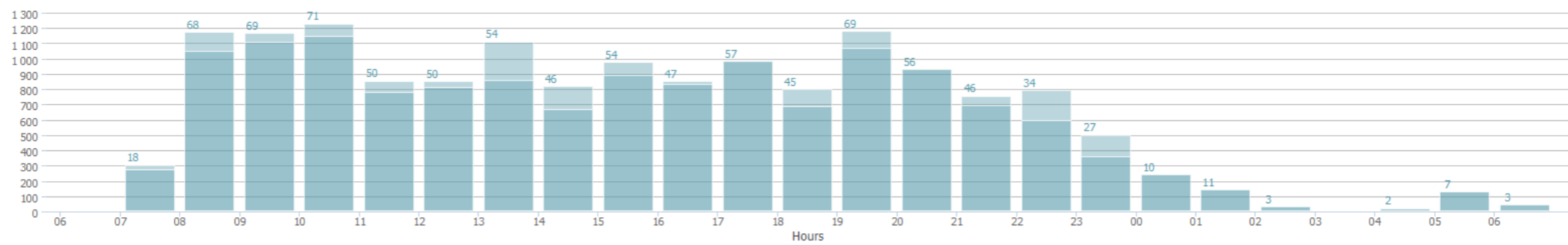
REPORTS

Station:
Station-5
Shift:
27.09.2015 06:54

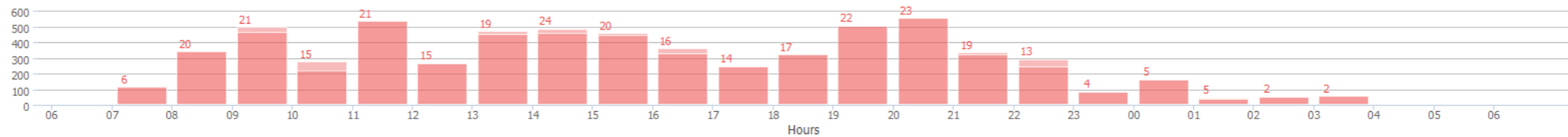
A-76 fuel sales per hour (L / hour)



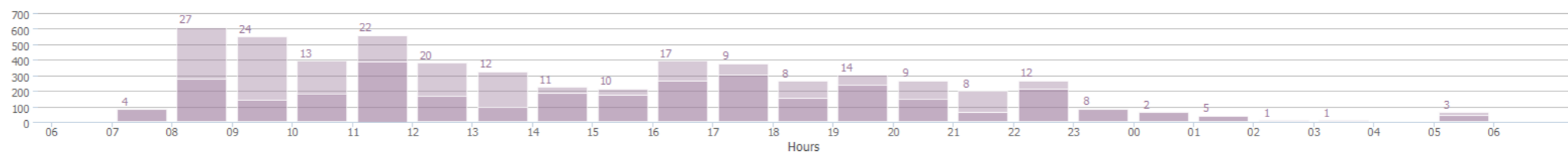
A-92 fuel sales per hour (L / hour)



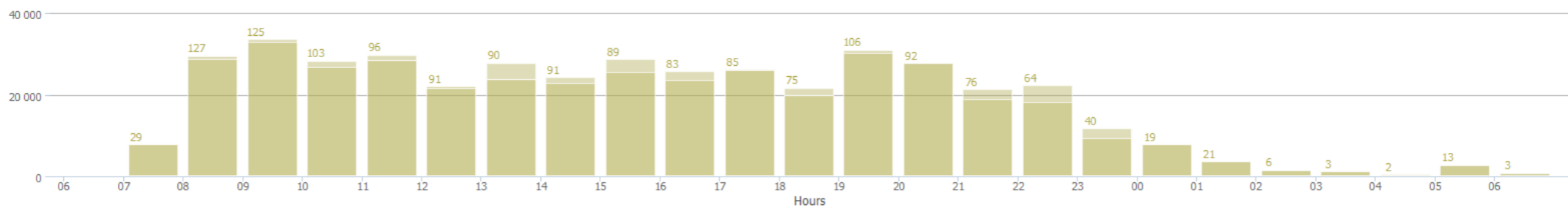
A-95 fuel sales per hour (L / hour)



AGO fuel sales per hour (L / hour)



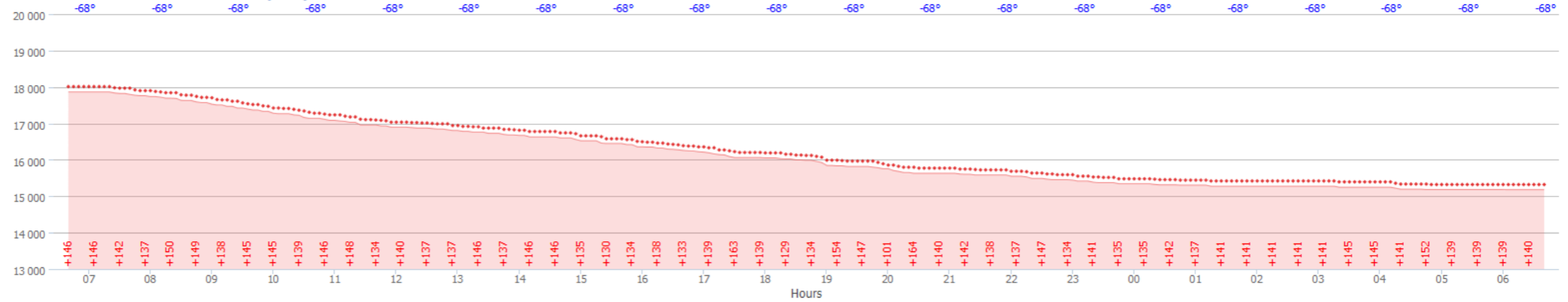
Revenue per hour (rub. / hour)



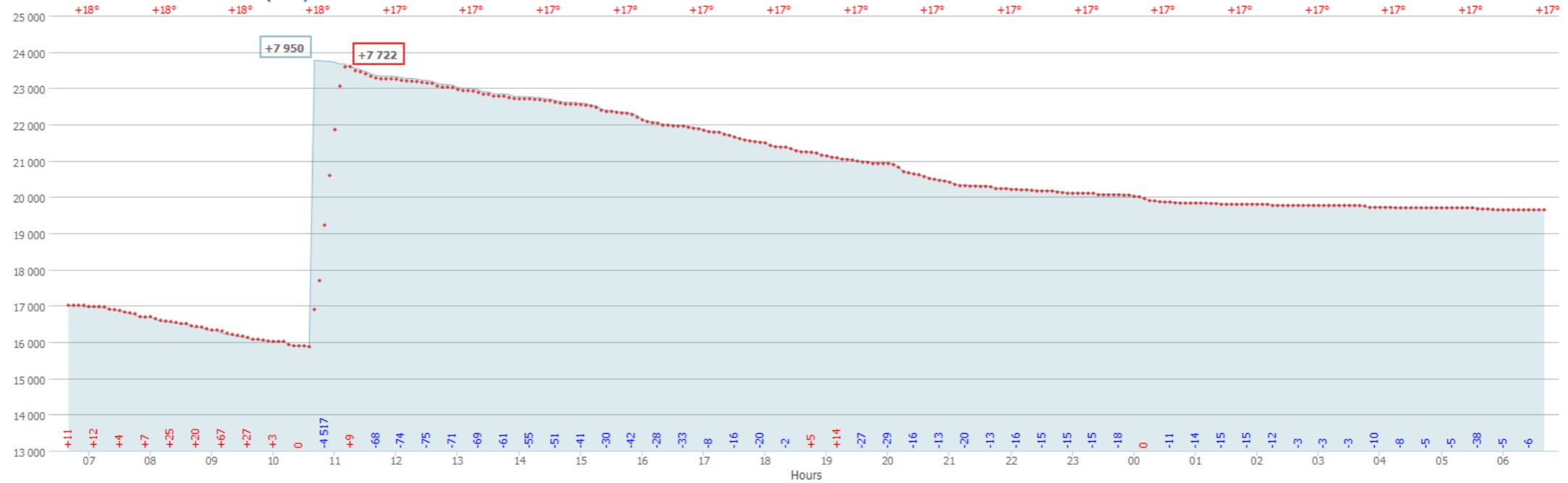
REPORTS

Station:
Station-2
Shift:
23.09.2015 06:43 F

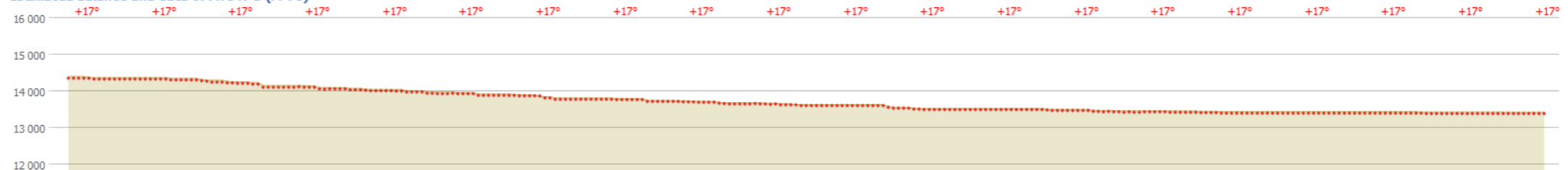
Estimated balance and data of ATG №1 (A-95)



Estimated balance and data of ATG №2 (A-92)



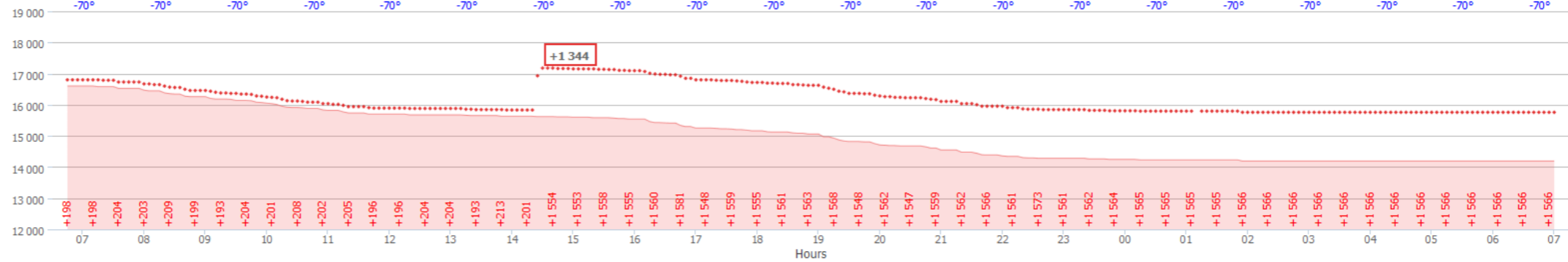
Estimated balance and data of ATG №3 (A-76)



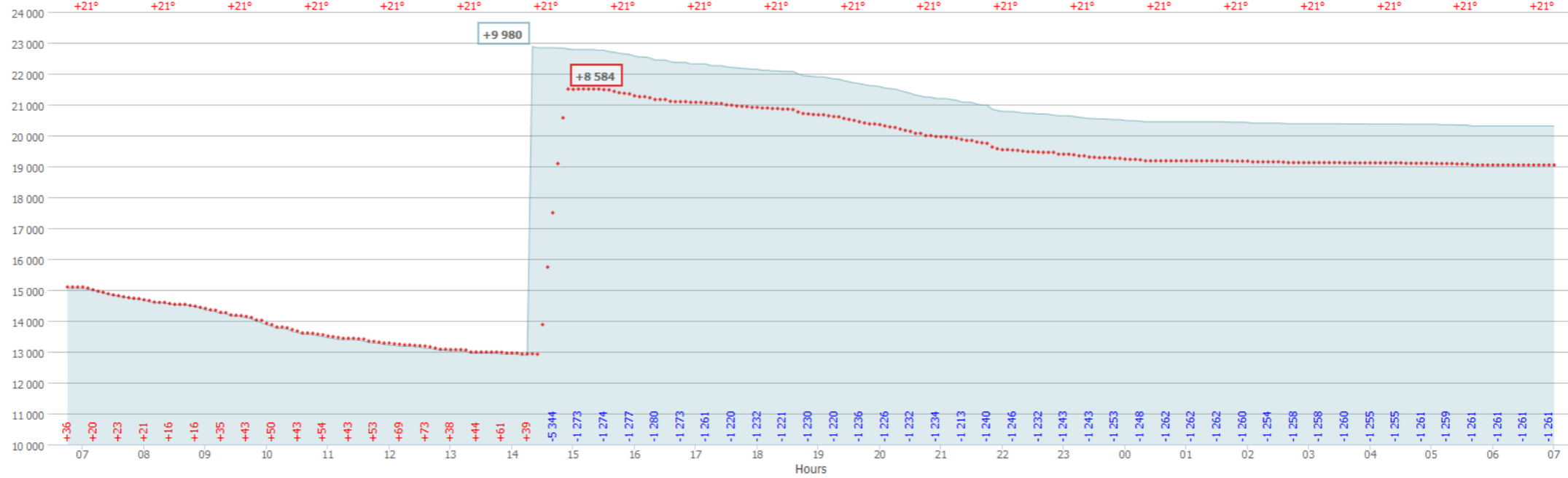
REPORTS

Station:
Station-2
Shift:
31.08.2015 06:47 F

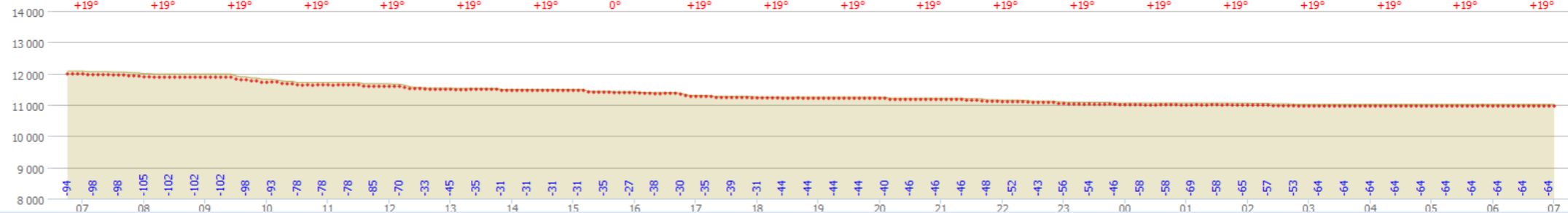
Estimated balance and data of ATG №1 (A-95)



Estimated balance and data of ATG №2 (A-92)



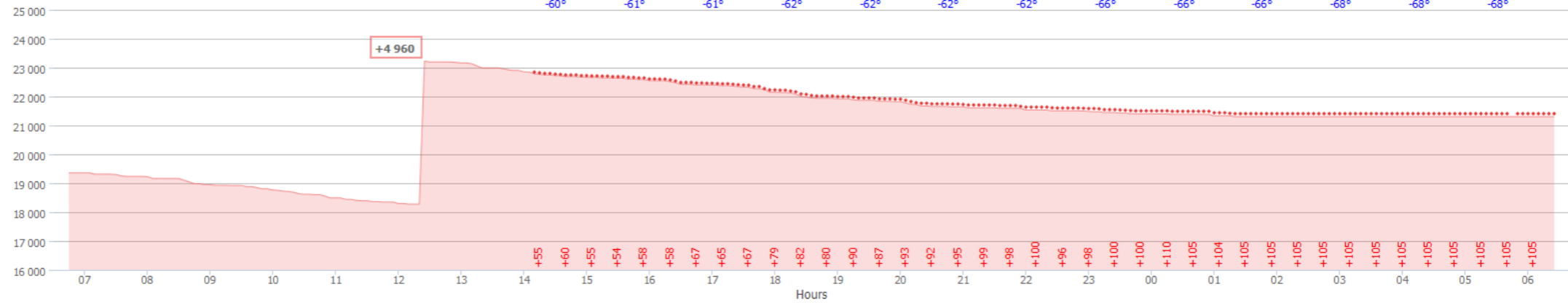
Estimated balance and data of ATG №3 (A-76)



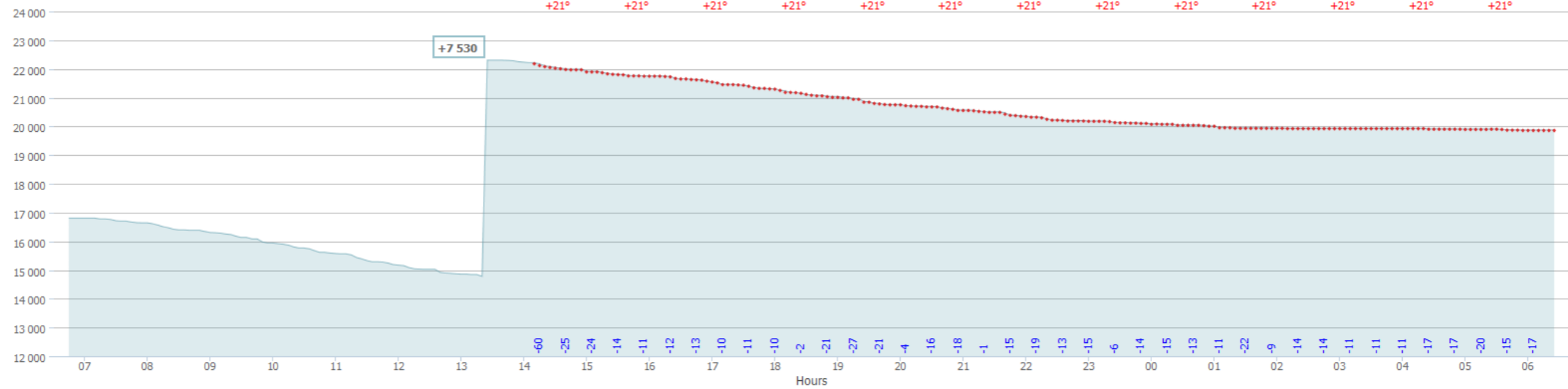
REPORTS

Station:
Station-2
Shift:
17.08.2015 06:47 F


Estimated balance and data of ATG №1 (A-95)



Estimated balance and data of ATG №2 (A-92)



Estimated balance and data of ATG №3 (A-76)



REPORTS

Date:
Wed 14.09.2015

Cash register report (rub.)

Station	Sales receipts		Refund receipts		Cash withdrawal	Cash deposit	Z-report
	Cash	Non-cash	Cash	Non-cash			
Station-1	259: 63 657.32		2: 484.81				
Station-2	592: 165 988.65		4: 5 419.68				
Station-3	703: 153 765.55	8: 4 655.77	6: 1 456.99				
Station-4	937: 229 164.43	6: 2 601.20	2: 56.60				
Station-5	1 627: 447 105.10	56: 29 799.86	6: 15 613.76				2:
Total	1 059 681.05	37 056.83	23 031.84				

Fuel sales report (L)

Station	A76	A92	A95	AGO	A98
Station-1	928.00	2 543.00		1 367.00	
Station-2	739.00	4 372.00	1 967.00	2 975.00	
Station-3	1 711.00	5 294.00	2 136.00	2 839.00	
Station-4	4 128.00	7 857.00	5 050.00		417.00
Station-5	3 799.00	17 673.00	6 275.00		5 142.00
Total	11 305.00	37 739.00	15 428.00	7 181.00	5 559.00

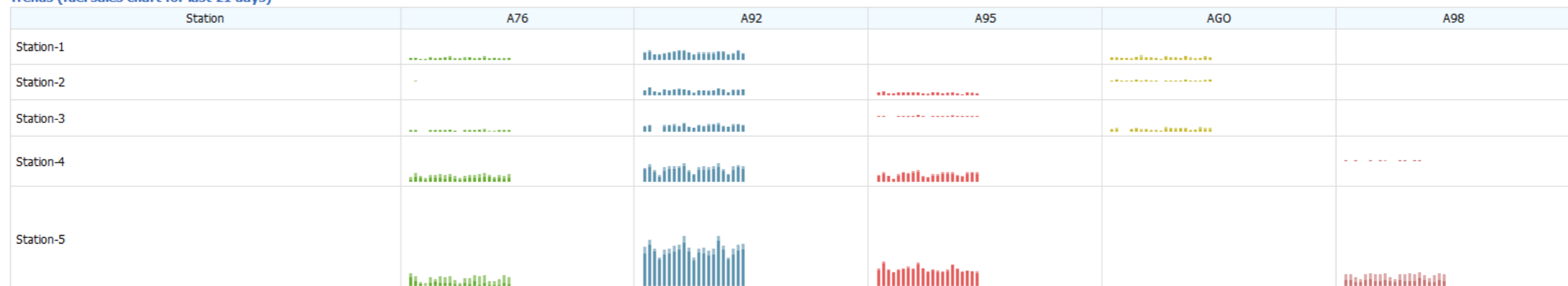
Fuel Prices (Cash)

Station	A76	A92	A95	AGO	A98
Station-1	13.10 - 13.30	16.20 - 16.50		14.60 - 14.80	
Station-2	13.20 - 13.40	16.30 - 16.60	17.50 - 17.80	14.70 - 14.90	
Station-3	13.20 - 13.40	16.30 - 16.60	17.50 - 17.80	14.70 - 14.90	
Station-4	12.90	16.60	17.80		19.90
Station-5	1 340.00 - 13.40	16.30 - 16.60	17.50 - 17.80	14.70 - 14.90	16.50

Fuel balance at shift end (+ incoming fuel) (L)

Station	A76	A92	A95	AGO	A98
Station-1	7 470	5 384		(+8 550) 10 558	
Station-2	15 985	19 463	17 517	(+9 940) 17 917	
Station-3	42 166	31 218	33 359	26 587	
Station-4	12 196	15 192	20 281		2 097
Station-5	35 658	(+33 810) 33 348	33 326	(+16 640)	37 121

Trends (fuel sales chart for last 21 days)



REPORTS

Date:
 Wed 14.09.2015
 Prognosis period:
 1 week

Station-1

Station-1		Wed 14.09.2015		Thu 15.09.2015			Fri 16.09.2015			Sat 17.09.2015			Sun 18.09.2015			Mon 19.09.2015			Tue 20.09.2015		
Tank	min-max	8	16	0	8	16	0	8	16	0	8	16	0	8	16	0	8	16	0	8	16
Tank-2 A76	0.2 - 11.8	8.4	7.8	7.5	7.3	6.7	6.2	6.1	5.3	4.8	4.6	3.9	3.6	3.5	2.9	2.6	2.4	1.7	1.4	1.2	0.7
Tank-3 A92	0.2 - 14.7	7.9	6.3	5.0	4.7	3.2	1.7	1.3													
Tank-1 AGO	0.2 - 12.7	3.4	2.7	2.0	1.5	0.9	0.3	0.1													

Station-2

Station-2		Wed 14.09.2015		Thu 15.09.2015			Fri 16.09.2015			Sat 17.09.2015			Sun 18.09.2015			Mon 19.09.2015			Tue 20.09.2015		
Tank	min-max	8	16	0	8	16	0	8	16	0	8	16	0	8	16	0	8	16	0	8	16
Tank-3 A76	0.2 - 50.0	16.7	16.1	15.8	15.6	14.9	14.6	14.4	13.8	13.3	13.1	12.6	12.3	12.2	12.0	11.6	11.5	10.9	10.6	10.4	9.7
Tank-2 A92	0.2 - 50.0	23.6	21.7	19.8	19.4	16.9	15.4	14.8	12.6	10.5	10.0	7.8	6.2	5.9	4.8	3.8	3.3	1.1			
Tank-1 A95	0.2 - 24.2	19.4	18.4	17.3	17.1	15.8	14.7	14.5	13.3	12.0	11.7	10.3	9.8	9.6	9.1	8.4	8.2	6.8	5.8	5.6	4.4
Tank-4 AGO	0.2 - 25.0	10.5	9.7	8.5	8.0	6.8	5.8	5.3	4.1	2.8	2.1	1.2	0.3								

Station-3

Station-3		Wed 14.09.2015		Thu 15.09.2015			Fri 16.09.2015			Sat 17.09.2015			Sun 18.09.2015			Mon 19.09.2015			Tue 20.09.2015		
Tank	min-max	8	16	0	8	16	0	8	16	0	8	16	0	8	16	0	8	16	0	8	16
Tank-3 A76	0.2 - 50.1	43.7	42.6	42.2	42.0	41.1	40.5	40.2	39.1	38.5	38.3	37.7	37.3	37.1	36.7	36.4	36.2	35.2	34.8	34.5	33.6
Tank-2 A92	0.2 - 50.1	36.2	33.2	31.5	30.9	28.4	26.3	25.6	22.3	20.1	19.6	17.2	16.0	15.6	13.9	12.7	12.2	9.3	7.4	6.8	4.1
Tank-1 A95	0.2 - 49.8	35.5	34.3	33.3	33.0	31.8	30.8	30.4	29.2	28.1	27.8	27.0	26.2	26.0	25.3	24.7	24.4	23.2	22.3	22.0	20.9
Tank-4 AGO	0.2 - 50.1	29.4	28.5	27.2	26.7	25.6	24.2	23.8	22.9	21.5	21.0	20.4	19.2	18.8	18.3	17.4	17.1	15.3	14.0	13.4	12.0

Station-4

Station-4		Wed 14.09.2015		Thu 15.09.2015			Fri 16.09.2015			Sat 17.09.2015			Sun 18.09.2015			Mon 19.09.2015			Tue 20.09.2015		
Tank	min-max	8	16	0	8	16	0	8	16	0	8	16	0	8	16	0	8	16	0	8	16
Tank-1 A76	0.2 - 27.6	16.0	14.5	13.4	12.5	10.7	9.4	8.7	7.0	5.4	4.6	3.2	2.1	1.5	0.6						
Tank-2 A92	0.2 - 27.5	22.8	19.3	16.0	15.4	11.6	8.2	7.4	3.0												
Tank-4 A95	0.2 - 27.6	25.2	23.1	20.8	20.5	18.0	15.7	15.3	12.7	10.2	9.8	7.9	6.7	6.4	5.2	3.8	3.5	1.6			
Tank-3 A98	0.2 - 27.6	2.5	2.2	1.9	1.8	1.4	0.9	0.8	0.4	0.1											

Station-5

Station-5		Wed 14.09.2015		Thu 15.09.2015			Fri 16.09.2015			Sat 17.09.2015			Sun 18.09.2015			Mon 19.09.2015			Tue 20.09.2015		
Tank	min-max	8	16	0	8	16	0	8	16	0	8	16	0	8	16	0	8	16	0	8	16
Tank-4 A76	0.2 - 50.0	22.8	21.0	19.5	17.7	15.9	14.0	13.2	10.4	9.1	8.5	6.9	5.9	5.5	4.7	3.6	3.1	1.2			
Tank-3 A92	0.2 - 50.6	17.1	9.6	17.4	16.0	8.2	0.8														
Tank-2 A95	0.2 - 50.6	39.5	36.3	32.5	32.0	28.4	24.9	24.5	20.6	15.5	15.0	10.4	7.8	7.4	4.3	1.6	1.0				
Tank-1 A98	0.2 - 50.8	42.2	39.2	37.3	37.0	34.1	32.2	31.7	28.9	26.4	26.0	23.3	22.0	21.6	19.9	18.7	18.3	15.5	13.8	13.4	10.1

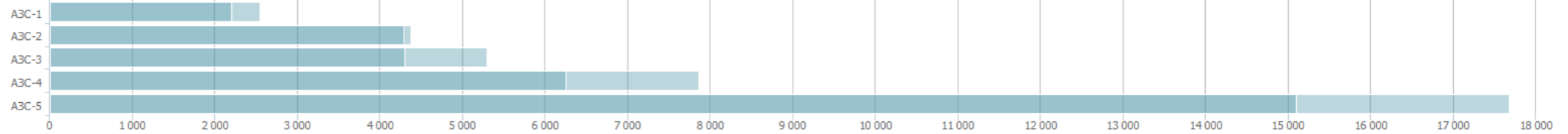
REPORTS

Date:
Wed 14.09.2015

A76 fuel sales (L)



A92 fuel sales (L)



A95 fuel sales (L)



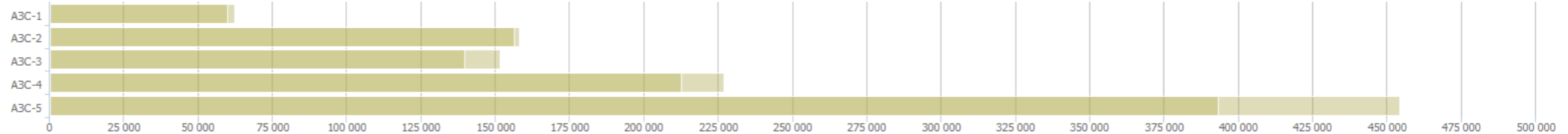
A90 fuel sales (L)



A98 fuel sales (L)



Overall fuel sales revenue (rub.)



REPORTS

Station:
Station-2

Period:
September 2015

Report form:
equally

Shifts

Date	Pump attendants	Fuel sales L	Sale of goods pcs.	Cash revenue rub.	Total revenue rub.
01	Pump attendant-8, Pump attendant-9	11 718.00	72	173 989.78	179 375.74
02	Pump attendant-1, Pump attendant-7	11 104.00	104	170 777.08	173 476.38
03	Pump attendant-2, Pump attendant-3	8 382.00	73	131 172.76	133 572.42
04	Pump attendant-7, Pump attendant-6	4 865.00	51	75 704.98	76 831.07
05	Pump attendant-8, Pump attendant-9	9 724.00	84	151 802.04	153 516.04
06	Pump attendant-1	9 031.00	73	138 604.74	141 846.30
07	Pump attendant-2, Pump attendant-3	9 081.00	91	137 940.99	145 754.23
08	Pump attendant-7, Pump attendant-6	8 798.00	85	136 254.13	138 821.10
09	Pump attendant-8, Pump attendant-9	12 679.00	116	195 920.03	201 992.75
10	Pump attendant-1, Pump attendant-7	9 361.00	48	148 247.96	149 584.89
11	Pump attendant-2, Pump attendant-9	5 545.00	50	86 579.39	88 327.35
12	Pump attendant-7, Pump attendant-6	10 545.00	93	162 793.10	167 436.76
13	Pump attendant-8, Pump attendant-9	10 640.00	113	160 580.70	165 346.20
14	Pump attendant-1	10 053.00	87	158 638.48	160 557.53
15	Pump attendant-2, Pump attendant-3	11 054.00	84	175 669.86	179 262.03
16	Pump attendant-7, Pump attendant-6	11 426.00	89	180 683.80	187 614.18
17	Pump attendant-8, Pump attendant-9	9 591.00	55	151 930.25	155 443.71
18	Pump attendant-1, Pump attendant-7	5 915.00	68	96 075.56	97 023.37
19	Pump attendant-2, Pump attendant-3	11 367.00	126	176 870.14	181 394.59
20	Pump attendant-7, Pump attendant-6	9 243.00	67	145 570.95	146 839.80
21	Pump attendant-8, Pump attendant-9	11 461.00	85	180 435.96	182 590.24
22	Pump attendant-4, Pump attendant-1	11 095.00	94	178 200.68	181 279.77
23	Pump attendant-2, Pump attendant-3	11 807.00	90	187 746.87	192 171.59
24	Pump attendant-7, Pump attendant-5	8 261.00	74	133 111.51	134 535.73
25	Pump attendant-9, Pump attendant-8	5 601.00	42	91 256.11	91 816.78
26	Pump attendant-1, Pump attendant-4	9 304.00	59	147 700.39	152 550.39
27	Pump attendant-2, Pump attendant-3	10 302.04	81	161 437.73	161 200.36
28	Pump attendant-7, Pump attendant-5	11 037.00	75	175 111.20	177 283.05
29	Pump attendant-8	10 014.00	63	156 426.15	161 013.46
30	Pump attendant-1, Pump attendant-4	12 219.00	83	192 360.30	197 126.76
Total		291 223.04	2 375	4 559 593.62	4 655 584.57

Pump attendants

Pump attendants	Fuel sales L	Sale of goods pcs.	Cash revenue rub.	Total revenue rub.
Pump attendant-4	16 309.00	117	259 130.68	265 478.45
Pump attendant-8	45 721.00	348	709 383.58	726 054.19
Pump attendant-5	9 649.00	74	154 111.35	155 909.38
Pump attendant-2	33 769.02	299	528 708.87	540 841.27
Pump attendant-9	38 479.50	307	596 247.13	609 204.40
Pump attendant-1	48 583.00	389	763 924.21	777 924.63
Pump attendant-3	30 996.52	271	485 419.18	496 677.63
Pump attendant-6	22 438.50	190	350 503.48	358 771.45
Pump attendant-7	45 277.50	380	712 165.14	724 723.17
Total	291 223.04	2 375	4 559 593.62	4 655 584.57

REPORTS

Station:
Station-2

Period:
September 2015

Report form:
litres

Tank №1 A-95

Date	Pump attendants	Fuel balance at shift start L	Fuel Received			Fuel Issued (counter readings) L	Fuel Issued (event register data) L	Variance between Counters / Event register data L	Volume for test fuelling L	Fuel balance at shift end		
			Invoice data L	Measurement data L	+/- L					Actual L	Estimated L	+/- L
01	Pump attendant-8, Pump attendant-9	15 553.60				2 709.00	2 709.00			12 871.90	12 844.60	+27.30
02	Pump attendant-1, Pump attendant-7	12 871.90				2 786.00	2 786.00			10 124.00	10 085.90	+38.10
03	Pump attendant-2, Pump attendant-3	10 124.00				2 064.00	2 064.00			8 102.40	8 060.00	+42.40
04	Pump attendant-7, Pump attendant-6	8 102.40				1 403.00	1 403.00			6 718.60	6 699.40	+19.20
05	Pump attendant-8, Pump attendant-9	6 718.60	12 020.00	12 020.00		2 189.00	2 189.00			16 636.80	16 549.60	+87.20
06	Pump attendant-1	16 636.80				2 294.00	2 294.00			14 389.40	14 342.80	+46.60
07	Pump attendant-2, Pump attendant-3	14 389.40	10 350.00	10 350.00		2 084.00	2 084.00			22 761.60	22 655.40	+106.20
08	Pump attendant-7, Pump attendant-6	22 761.60				2 196.00	2 196.00		30.00	20 652.00	20 595.60	+56.40
09	Pump attendant-8, Pump attendant-9	20 652.00				2 694.00	2 694.00			17 910.90	17 958.00	-47.10
10	Pump attendant-1, Pump attendant-7	17 910.90				2 036.00	2 036.00			15 881.00	15 874.90	+6.10
11	Pump attendant-2, Pump attendant-9	15 881.00				1 255.00	1 255.00			14 643.80	14 626.00	+17.80
12	Pump attendant-7, Pump attendant-6	14 643.80	9 790.00	9 790.00		2 812.00	2 812.00			21 643.00	21 621.80	+21.20
13	Pump attendant-8, Pump attendant-9	21 643.00				2 157.00	2 157.00			19 482.90	19 486.00	-3.10
14	Pump attendant-1	19 482.90				1 997.00	1 997.00		30.00	17 517.30	17 515.90	+1.40
15	Pump attendant-2, Pump attendant-3	17 517.30	7 530.00	7 530.00		2 335.00	2 335.00			22 761.60	22 712.30	+49.30
16	Pump attendant-7, Pump attendant-6	22 761.60				2 900.00	2 900.00			19 902.00	19 861.60	+40.40
17	Pump attendant-8, Pump attendant-9	19 902.00				2 132.00	2 132.00			17 716.20	17 770.00	-53.80
18	Pump attendant-1, Pump attendant-7	17 716.20				1 418.00	1 418.00			16 238.00	16 298.20	-60.20
19	Pump attendant-2, Pump attendant-3	16 238.00				2 436.00	2 436.00			13 816.80	13 802.00	+14.80
20	Pump attendant-7, Pump attendant-6	13 816.80	10 350.00	10 350.00		1 772.00	1 772.00			22 418.40	22 394.80	+23.60
21	Pump attendant-8, Pump attendant-9	22 418.40				2 299.00	2 299.00			20 169.50	20 119.40	+50.10
22	Pump attendant-4, Pump attendant-1	20 169.50				2 342.00	2 342.00			17 865.70	17 827.50	+38.20
23	Pump attendant-2, Pump attendant-3	17 865.70				2 684.00	2 684.00			15 176.40	15 181.70	-5.30
24	Pump attendant-7, Pump attendant-5	15 176.40	9 980.00	9 980.00		1 935.00	1 935.00		30.00	23 238.20	23 251.40	-13.20
25	Pump attendant-9, Pump attendant-8	23 238.20				1 206.00	1 206.00			22 065.80	22 032.20	+33.60
26	Pump attendant-1, Pump attendant-4	22 065.80				1 897.00	1 897.00		40.00	20 224.00	20 208.80	+15.20
27	Pump attendant-2, Pump attendant-3	20 224.00				2 186.00	2 187.00	-1.00		18 046.50	18 038.00	+8.50
28	Pump attendant-7, Pump attendant-5	18 046.50	4 960.00	4 960.00		2 014.00	2 013.00	+1.00		21 014.60	20 992.50	+22.10
29	Pump attendant-8	21 014.60				1 864.00	1 864.00			19 153.00	19 150.60	+2.40
30	Pump attendant-1, Pump attendant-4	19 153.00				2 984.00	2 984.00			16 155.10	16 169.00	-13.90
Total			64 980.00	64 980.00		65 080.00	65 080.00		130.00			+571.50

Tank №2 A-92

Date	Pump attendants	Fuel balance at shift start L	Fuel Received			Fuel Issued (counter readings) L	Fuel Issued (event register data) L	Variance between Counters / Event register data L	Volume for test fuelling L	Fuel balance at shift end		
			Invoice data L	Measurement data L	+/- L					Actual L	Estimated L	+/- L
01	Pump attendant-8, Pump attendant-9	18 976.50				5 020.00	5 020.00			13 912.00	13 956.50	-44.50
02	Pump attendant-1, Pump attendant-7	13 912.00				4 314.00	4 314.00			9 588.00	9 598.00	-10.00
03	Pump attendant-2, Pump attendant-3	9 588.00	10 350.00	10 350.00		3 703.00	3 703.00			16 249.60	16 235.00	+14.60
04	Pump attendant-7, Pump attendant-6	16 249.60				2 124.00	2 124.00			14 134.80	14 125.60	+9.20
05	Pump attendant-8, Pump attendant-9	14 134.80	9 790.00	9 790.00		4 193.00	4 193.00			19 754.50	19 731.80	+22.70
06	Pump attendant-1	19 754.50				3 709.00	3 709.00			16 055.40	16 045.50	+9.90
07	Pump attendant-2, Pump attendant-3	16 055.40	9 790.00	9 790.00		3 700.00	3 700.00			22 208.00	22 145.40	+62.60
08	Pump attendant-7, Pump attendant-6	22 208.00				3 884.00	3 884.00			18 342.70	18 324.00	+18.70
09	Pump attendant-8, Pump attendant-9	18 342.70				5 420.00	5 420.00			12 907.40	12 922.70	-15.30
10	Pump attendant-1, Pump attendant-7	12 907.40	9 980.00	9 980.00		4 861.00	4 861.00			18 047.90	18 026.40	+21.50
11	Pump attendant-2, Pump attendant-9	18 047.90				2 482.00	2 482.00			15 540.00	15 565.90	-25.90
12	Pump attendant-7, Pump attendant-6	15 540.00				4 273.00	4 273.00			11 269.00	11 267.00	+2.00

REPORTS

Station:
Station-2

Period:
September 2015

A76 fuel Received

Time of receipt	Nº tank	Invoice number	License plate number	Driver	Invoice data				Measurement data				+/-	
					Volume	Weight	Density	Temper.	Volume	Weight	Density	Temper.	L	Kg
					L	Kg	Kg/L	°C	L	Kg	Kg/L	°C		
04.09.2015 07:54:19	3	-	Y 389-87	Driver-5					10 350.00	7 472.70	0.7220	12		
07.09.2015 12:03:39	3	13318576	M 502-87	Driver-5	6 665.00	4 779.00	0.7170	14	6 665.00	4 778.81	0.7170	15		-0.20
17.09.2015 14:45:11	3	006768	O 891-74	Driver-3	4 975.00	3 587.00	0.7210	5	4 975.00	3 577.03	0.7190	7		-9.98
24.09.2015 13:26:42	3	6930	P 321-74	Driver-1	9 500.00	6 821.00	0.7180	10	9 500.00	6 792.50	0.7150	11		-28.50
Total					21 140.00	15 187.00	0.7170 0.7210	5 14	31 490.00	22 621.03	0.7150 0.7220	7 15		-38.67

A92 fuel Received

Time of receipt	Nº tank	Invoice number	License plate number	Driver	Invoice data				Measurement data				+/-	
					Volume	Weight	Density	Temper.	Volume	Weight	Density	Temper.	L	Kg
					L	Kg	Kg/L	°C	L	Kg	Kg/L	°C		
03.09.2015 14:56:40	2	5374	H 469-74	Driver-5	10 350.00	7 794.00	0.7530	16	10 350.00	7 752.15	0.7490	18		-41.85
05.09.2015 21:30:42	2	5430	E 970-87	Driver-6	9 790.00	7 391.00	0.7550	14	9 790.00	7 391.45	0.7550	16		+0.45
07.09.2015 16:21:07	2	5453	H 469-74	Driver-6	9 790.00	7 401.00	0.7560	11	9 790.00	7 371 870.00	753.0000	15		+7 364 469.00
10.09.2015 14:34:45	2	5486	H 469-74	Driver-5	9 980.00	7 585.00	0.7600	13	9 980.00	7 554.86	0.7570	16		-30.14
14.09.2015 04:55:41	2	13319244	B 642-87	Driver-5	17 000.00	12 937.00	0.7610	20	17 000.00	12 937.00	0.7610	11		
17.09.2015 00:51:17	2	3960	T 627-87	Driver-3	8 545.00	6 422.00	0.7516	11	8 545.00	6 421.57	0.7515	11		-0.43
21.09.2015 02:33:10	2	3995	Y 389-87	Driver-1	9 500.00	7 154.00	0.7531	11	9 500.00	7 125.00	0.7500	11		-29.00
21.09.2015 16:11:23	2	4017	O 891-74	Driver-3	13 520.00	10 201.00	0.7545	12	13 520.00	10 140.00	0.7500	14		-61.00
23.09.2015 10:41:56	2	4046	X 793-87	Driver-2	7 950.00	5 994.00	0.7540	9	7 950.00	5 962.50	0.7500	10		-31.50
28.09.2015 05:22:29	2	315480	M 512-74	Driver-4	7 870.00	5 950.00	0.7560	13	7 850.00	5 895.35	0.7510	13	-20.00	-54.65
28.09.2015 05:27:20	2	315481	M 512-74	Driver-4	7 770.00	5 874.00	0.7560	13	7 755.00	5 824.01	0.7510	13	-15.00	-49.99
Total					112 065.00	84 703.00	0.7516 0.7610	9 20	112 030.00	7 448 873.88	0.7490 753.0000	10 18	-35.00	+7 364 170.88

A95 fuel Received

Time of receipt	Nº tank	Invoice number	License plate number	Driver	Invoice data				Measurement data				+/-	
					Volume	Weight	Density	Temper.	Volume	Weight	Density	Temper.	L	Kg
					L	Kg	Kg/L	°C	L	Kg	Kg/L	°C		
05.09.2015 22:17:02	1	1023	T 482-87	Driver-5	12 020.00	9 183.00	0.7640	18	12 020.00	9 171.26	0.7630	15		-11.74
07.09.2015 13:45:37	1	5452	H 469-74	Driver-6	10 350.00	7 907.00	0.7640	10	10 350.00	7 881.53	0.7615	14		-25.48
12.09.2015 20:28:38	1	5567	H 469-74	Driver-5	9 790.00	7 489.00	0.7650	13	9 790.00	7 469.77	0.7630	15		-19.23
15.09.2015 14:26:02	1	3944	X 793-87	Driver-5	7 530.00	5 617.00	0.7459	13	7 530.00	5 602.32	0.7440	15		-14.68
20.09.2015 22:51:20	1	5701	Y 389-87	Driver-5	10 350.00			10	10 350.00	7 969.50	0.7700	12		
24.09.2015 19:00:25	1	5824	H 902-74	Driver-6	9 980.00	7 754.00	0.7770	11	9 980.00	7 714.54	0.7730	13		-39.46
28.09.2015 16:20:24	1	5921	Y 389-87	Driver-7	4 960.00			13	4 960.00	3 829.12	0.7720	15		
Total					64 980.00	37 950.00	0.7770	10 18	64 980.00	49 638.04	0.7440 0.7730	12 15		-110.59

AGO fuel Received

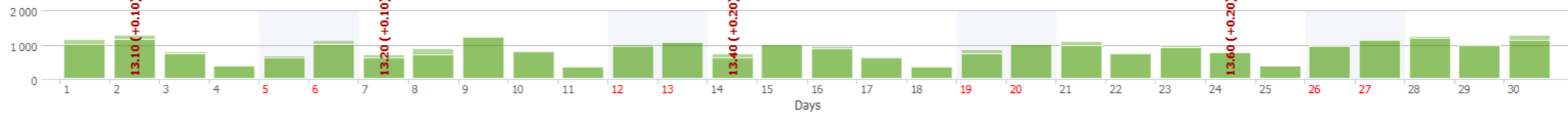
Time of receipt	Nº tank	Invoice number	License plate number	Driver	Invoice data				Measurement data				+/-	
					Volume	Weight	Density	Temper.	Volume	Weight	Density	Temper.	L	Kg
					L	Kg	Kg/L	°C	L	Kg	Kg/L	°C		
06.09.2015 10:45:53	4	3780	T 627-87	Driver-7	8 545.00	7 221.00	0.8451	16	8 545.00	7 203.44	0.8430	12		-17.57
08.09.2015 07:46:58	4	-	Y 389-87	Driver-7					13 520.00	11 356.80	0.8400	14		
14.09.2015 12:16:02	4	-	Y 389-87	Driver-7					4 960.00	4 151.52	0.8370	14		
14.09.2015 12:18:57	4	-	Y 389-87	Driver-7					4 980.00	4 168.26	0.8370	14		
17.09.2015 13:59:46	4	145588p	E 970-87	Driver-5	10 350.00	8 725.00	0.8430	6	10 350.00	8 631.90	0.8340	8		-93.10
20.09.2015 11:39:13	4	4002	T 627-87	Driver-7	8 545.00	7 221.00	0.8451	12	8 545.00	7 211.98	0.8440	14		-9.02
23.09.2015 10:05:08	4	4047	X 793-87	Driver-2	7 840.00	6 648.00	0.8480	10	7 840.00	6 624.80	0.8450	11		-23.20
26.09.2015 18:02:15	4	4088	X 793-87	Driver-2	7 840.00	6 660.00	0.8495	10	7 840.00	6 624.80	0.8450	15		-35.20
29.09.2015 19:55:42	4	4134	O 348-74	Driver-8	9 500.00	8 032.00	0.8455	13	9 500.00	7 980.00	0.8400	15		-52.00

REPORTS

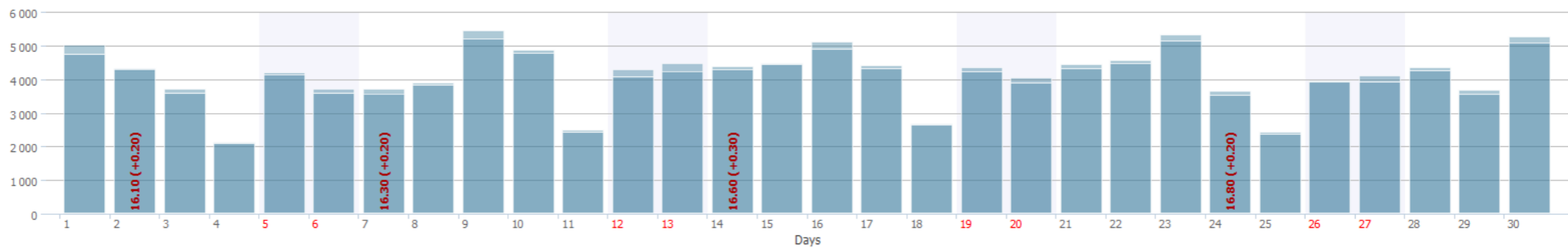
Station:
Station-2

Period:
September 2015

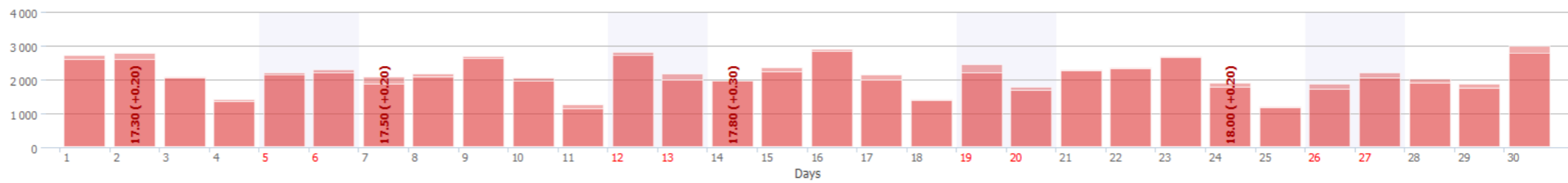
A76 fuel sales per day (L / day)



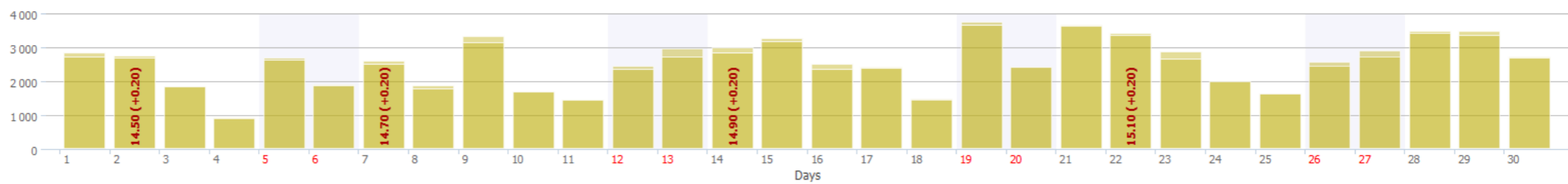
A92 fuel sales per day (L / day)



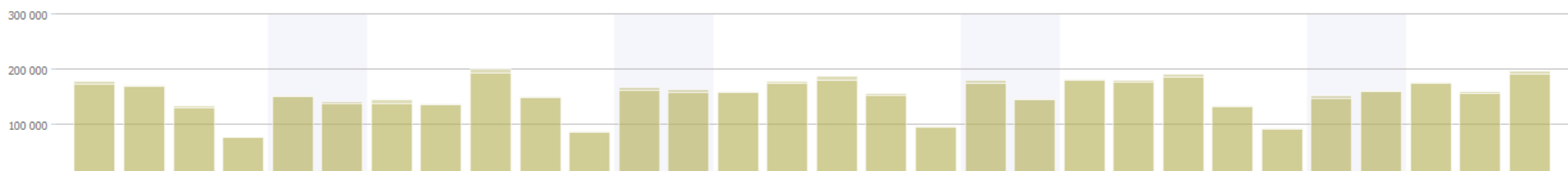
A95 fuel sales per day (L / day)



AG0 fuel sales per day (L / day)



Revenue per day (rub. / day)



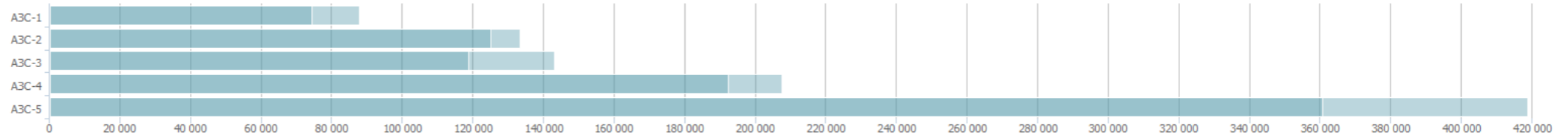
REPORTS

Period:
April 2015

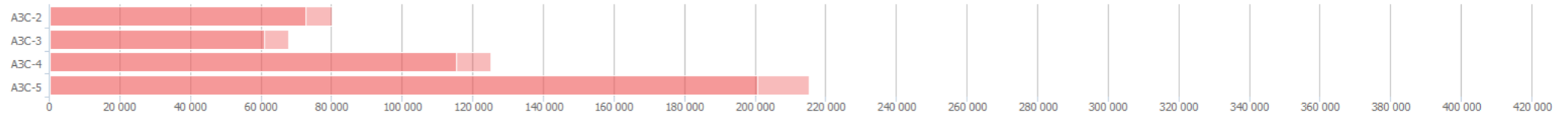
A76 fuel sales (L)



A92 fuel sales (L)



A95 fuel sales (L)



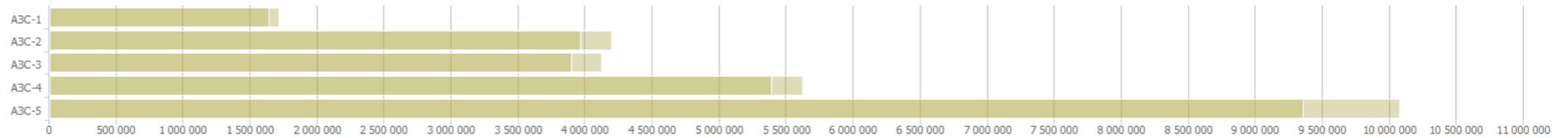
A90 fuel sales (L)



A98 fuel sales (L)



Overall fuel sales revenue (rub.)



REPORTS

Station:
Station-1 ▼

Shift:
Current 10.06.2019 ▼

Report form:
All events ▼

Time	User	WP	Event	Contents																																																																											
10.06.2019 07:00:50	Pump attendant-4	PM1	User output																																																																												
10.06.2019 07:01:06	Pump attendant-4	PM1	User input																																																																												
10.06.2019 07:01:18	Pump attendant-4	PM1	Start shift	<table border="1"> <thead> <tr> <th colspan="4">Pump counters</th> </tr> <tr> <th></th> <th>E-counter(L)</th> <th>Correction(L)</th> <th>sum count.(L)</th> </tr> </thead> <tbody> <tr> <td>Pump-1 A92-ED</td> <td>102 157.15</td> <td>+500 237.68</td> <td>602 394.83</td> </tr> <tr> <td>Pump-2 A92-K5</td> <td>133 911.52</td> <td>+932 008.48</td> <td>1 065 920.00</td> </tr> <tr> <td>Pump-3 A92-ED</td> <td>47 955.80</td> <td>+1 736 498.75</td> <td>1 784 454.55</td> </tr> <tr> <td>Pump-4 A92-K5</td> <td>719 686.82</td> <td>+942 796.00</td> <td>1 662 482.82</td> </tr> <tr> <td>Pump-5 A92-K5</td> <td>18 804.64</td> <td>+496 890.68</td> <td>515 695.32</td> </tr> <tr> <td>Pump-6 A95-K5</td> <td>825 879.22</td> <td>+172 389.82</td> <td>998 269.04</td> </tr> <tr> <td>Pump-7 AGO-S</td> <td>40 443.33</td> <td>+923 659.65</td> <td>964 102.98</td> </tr> <tr> <td>Pump-8 AGO-S</td> <td>472 468.42</td> <td>+925 609.25</td> <td>1 398 077.67</td> </tr> </tbody> </table> <table border="1"> <thead> <tr> <th colspan="5">Fuel balances</th> </tr> <tr> <th></th> <th>Volume (L)</th> <th>Level (cm)</th> <th>Density (Kg/L)</th> <th>Temper. (°C)</th> </tr> </thead> <tbody> <tr> <td>Tank-1 AGO-S</td> <td>7 318.98</td> <td>---</td> <td>---</td> <td>---</td> </tr> <tr> <td>Tank-2 AGO-S</td> <td>4 056.51</td> <td>---</td> <td>---</td> <td>---</td> </tr> <tr> <td>Tank-3 A92-ED</td> <td>15 195.88</td> <td>---</td> <td>---</td> <td>---</td> </tr> <tr> <td>Tank-4 A92-K5</td> <td>20 560.59</td> <td>---</td> <td>---</td> <td>---</td> </tr> <tr> <td>Tank-5 A95-K5</td> <td>5 183.13</td> <td>---</td> <td>---</td> <td>---</td> </tr> </tbody> </table>	Pump counters					E-counter(L)	Correction(L)	sum count.(L)	Pump-1 A92-ED	102 157.15	+500 237.68	602 394.83	Pump-2 A92-K5	133 911.52	+932 008.48	1 065 920.00	Pump-3 A92-ED	47 955.80	+1 736 498.75	1 784 454.55	Pump-4 A92-K5	719 686.82	+942 796.00	1 662 482.82	Pump-5 A92-K5	18 804.64	+496 890.68	515 695.32	Pump-6 A95-K5	825 879.22	+172 389.82	998 269.04	Pump-7 AGO-S	40 443.33	+923 659.65	964 102.98	Pump-8 AGO-S	472 468.42	+925 609.25	1 398 077.67	Fuel balances						Volume (L)	Level (cm)	Density (Kg/L)	Temper. (°C)	Tank-1 AGO-S	7 318.98	---	---	---	Tank-2 AGO-S	4 056.51	---	---	---	Tank-3 A92-ED	15 195.88	---	---	---	Tank-4 A92-K5	20 560.59	---	---	---	Tank-5 A95-K5	5 183.13	---	---	---
Pump counters																																																																															
	E-counter(L)	Correction(L)	sum count.(L)																																																																												
Pump-1 A92-ED	102 157.15	+500 237.68	602 394.83																																																																												
Pump-2 A92-K5	133 911.52	+932 008.48	1 065 920.00																																																																												
Pump-3 A92-ED	47 955.80	+1 736 498.75	1 784 454.55																																																																												
Pump-4 A92-K5	719 686.82	+942 796.00	1 662 482.82																																																																												
Pump-5 A92-K5	18 804.64	+496 890.68	515 695.32																																																																												
Pump-6 A95-K5	825 879.22	+172 389.82	998 269.04																																																																												
Pump-7 AGO-S	40 443.33	+923 659.65	964 102.98																																																																												
Pump-8 AGO-S	472 468.42	+925 609.25	1 398 077.67																																																																												
Fuel balances																																																																															
	Volume (L)	Level (cm)	Density (Kg/L)	Temper. (°C)																																																																											
Tank-1 AGO-S	7 318.98	---	---	---																																																																											
Tank-2 AGO-S	4 056.51	---	---	---																																																																											
Tank-3 A92-ED	15 195.88	---	---	---																																																																											
Tank-4 A92-K5	20 560.59	---	---	---																																																																											
Tank-5 A95-K5	5 183.13	---	---	---																																																																											
10.06.2019 07:01:18	Pump attendant-4		Log in shift																																																																												
10.06.2019 07:04:02	Pump attendant-4	PM1	Sale receipt	FR-1 Doc. № 160272 Cash Income: 500.00 Total: 499.80																																																																											
10.06.2019 07:04:03	Pump attendant-4	PM1	Start pump	Pump-1 A92-ED 11.90×42.00																																																																											
10.06.2019 07:04:40	Pump attendant-4	PM1	Stop pump	Pump-1 A92-ED 11.90×42.00=499.80																																																																											
10.06.2019 07:04:40	Pump attendant-4	PM1	Fuel sale by sum	Pump-1 A92-ED Cash 500.00 rub. 11.90×42.00=499.80																																																																											
10.06.2019 07:04:45	Pump attendant-4	PM1	Close basket	AutoClose																																																																											
10.06.2019 07:07:31	Pump attendant-4	PM1	Sale receipt	FR-1 Doc. № 160273 Cash Income: 300.00 Total: 299.63																																																																											
10.06.2019 07:07:32	Pump attendant-4	PM1	Start pump	Pump-4 A92-K5 7.22×41.50																																																																											
10.06.2019 07:07:59	Pump attendant-4	PM1	Stop pump	Pump-4 A92-K5 7.22×41.50=299.63																																																																											
10.06.2019 07:07:59	Pump attendant-4	PM1	Fuel sale by sum	Pump-4 A92-K5 Cash 300.00 rub. 7.22×41.50=299.63																																																																											
10.06.2019 07:08:07	Pump attendant-4	PM1	Close basket	AutoClose																																																																											
10.06.2019 07:12:14	Pump attendant-4	PM1	Sale receipt	FR-1 Doc. № 160274 Cash Income: 300.00 Total: 299.88																																																																											
10.06.2019 07:12:15	Pump attendant-4	PM1	Start pump	Pump-1 A92-ED 7.14×42.00																																																																											
10.06.2019 07:12:38	Pump attendant-4	PM1	Stop pump	Pump-1 A92-ED 7.14×42.00=299.88																																																																											
10.06.2019 07:12:38	Pump attendant-4	PM1	Fuel sale by sum	Pump-1 A92-ED Cash 300.00 rub. 7.14×42.00=299.88																																																																											
10.06.2019 07:12:44	Pump attendant-4	PM1	Close basket	AutoClose																																																																											
10.06.2019 07:13:16	Pump attendant-4	PM1	Sale receipt	FR-1 Doc. № 160275 Discount Total: 445.00 Discount: 6.67 Total: 438.33 Card: D00003																																																																											
10.06.2019 07:13:23	Pump attendant-4	PM1	Refund receipt	FR-1 Doc. № 160276 Discount Total: 445.00 Discount: 6.67 Total: 438.33 Card: D00003																																																																											
10.06.2019 07:13:23	Pump attendant-4	PM1	Close basket	AutoClose																																																																											
10.06.2019 07:13:24	Pump attendant-4	PM1	Close basket	Hide empty basket																																																																											
10.06.2019 07:13:57	Pump attendant-4	PM1	Authorization amount bank cards	Terminal-100000002 438.33 rub. Card: *****4067 Transaction: 916188593323																																																																											
10.06.2019 07:14:04	Pump attendant-4	PM1	Sales receipt (multi payment)	FR-1 Doc. № 160277 Discount Total: 445.00 Discount: 6.67 Total: 438.33 Card: D00003 MASTERCARD 438.33																																																																											
10.06.2019 07:14:08	Pump attendant-4	PM1	Non-fiscal receipt	FR-1 Doc. № 160278 Coupons																																																																											
10.06.2019 07:14:15	Pump attendant-4	PM1	Fuel sale by volume	Pump-1 A92-ED Coupons 10.00 L 0.00																																																																											
10.06.2019 07:14:15	Pump attendant-4	PM1	Close basket	Close by operator command																																																																											
10.06.2019 07:14:19	Pump attendant-4	PM1	Close basket	Hide empty basket																																																																											
10.06.2019 07:14:20	Pump attendant-4	PM1	Close basket	Hide empty basket																																																																											
10.06.2019 07:14:21	Pump attendant-4	PM1	Close basket	Hide empty basket																																																																											
10.06.2019 07:14:21	Pump attendant-4	PM1	Close basket	Hide empty basket																																																																											

REPORTS

Station:

-for all-

Station-1						11.06.2019 02:43:20
Shift	Started 10.06.2019 07:01:18					
Pump attendants						
	Tank-1 A92-S	Tank-2 A92-S	Tank-3 A92-ED	Tank-4 A92-K5	Tank-5 A95-K5	
Balance tanks (L)	6 574	10 604	14 132	19 248	4 724	
Fuel Received (L)		+6 988				
Fuel Sales (L)	745	441	1 064	1 313	459	
Total revenue	118 380.35					

Station-2				11.06.2019 00:03:19
Shift	Started 10.06.2019 07:01:06			
Pump attendants				
	Tank-1 A92-Eco	Tank-2 A92-K5	Tank-3 A95-Eco	Tank-4 A95-K5
Balance tanks (L)	12 593	12 899	5 076	9 619
Fuel Received (L)				
Fuel Sales (L)	1 305	1 860	104	563
Total revenue	146 437.35			

Station-3						11.06.2019 02:43:45
Shift	Started 10.06.2019 07:01:43					
Pump attendants						
	Tank-1 A92-ED	Tank-2 A92-K5	Tank-3 A95-K5	Tank-4 A92-S	Tank-5 A95-ED	
Balance tanks (L)	13 913	22 602	17 742	8 339	10 849	
Fuel Received (L)				+4 995	+6 760	
Fuel Sales (L)	1 400	2 058	495	187	381	
Total revenue	165 706.65					

Station-4							11.06.2019 02:40:00
Shift	Started 10.06.2019 07:03:22						
Pump attendants							
	Tank-1 A92-K5	Tank-2 A92-ED	Tank-3 A95-K5	Tank-4 A95-ED	Tank-5 A92-S	Tank-6 A92-S	
Balance tanks (L)	20 832	33 717	20 556	17 308	1 791	6 527	
Fuel Received (L)			+10 870	+10 190		+4 997	
Fuel Sales (L)	3 701	2 444	1 245	1 118		398	
Total revenue	343 016.18						

REPORTS

Station:
-for all-

Cash register report (rub.)

Station	Shift started	Data updated	Sales receipts				Refund receipts				Withdrawal	Income
			Cash		Non-cash		Cash		Non-cash			
Station-1	10.06.2019 07:01:18	02:43:20	118:	81 439.03	52:	36 843.05	3:	542.13	1:	999.60		
Station-2	10.06.2019 07:01:06	00:03:19	137:	92 253.01	69:	55 183.94	1:	999.60				
Station-3	10.06.2019 07:01:43	02:43:45	161:	112 272.12	92:	61 219.03	9:	7 489.88	1:	199.62		
Station-4	10.06.2019 07:03:22	02:40:00	340:	223 519.34	162:	123 006.81	4:	2 509.97				
Total				509 483.50		276 252.83		11 541.58		1 199.22		

Fuel sales report (L)

Station	Shift started	Data updated	A92-ED	A95-K5	A92-K5	A95-E-K5	AGO-E	A95-ED	AGO-W	AGO-S	A92-Eco	A95-Eco
Station-1	10.06.2019 07:01:18	02:43:20	1 063.83	459.29	1 312.54					1 185.75		
Station-2	10.06.2019 07:01:06	00:03:19		562.52	1 860.28						1 305.15	103.85
Station-3	10.06.2019 07:01:43	02:43:45	1 400.02	494.61	2 057.76			381.27		187.41		
Station-4	10.06.2019 07:03:22	02:40:00	2 443.68	1 245.23	3 700.95			1 142.45		398.06		
Total			4 907.53	2 761.65	8 931.53			1 523.72		1 771.22	1 305.15	103.85

Fuel Prices (Cash)

Station	Shift started	Data updated	A92-ED	A95-K5	A92-K5	A95-E-K5	AGO-E	A95-ED	AGO-W	AGO-S	A92-Eco	A95-Eco
Station-1	10.06.2019 07:01:18	02:43:20	42.00	44.50	41.50		44.50	45.00	44.50	43.80		
Station-2	10.06.2019 07:01:06	00:03:19		44.50	41.50						42.00	45.00
Station-3	10.06.2019 07:01:43	02:43:45	42.00	44.50	41.50		44.50	45.00	44.50	43.80		
Station-4	10.06.2019 07:03:22	02:40:00	42.00	44.50	41.50		44.50	45.00	44.50	43.80		

Fuel balance at shift end (+ incoming fuel)

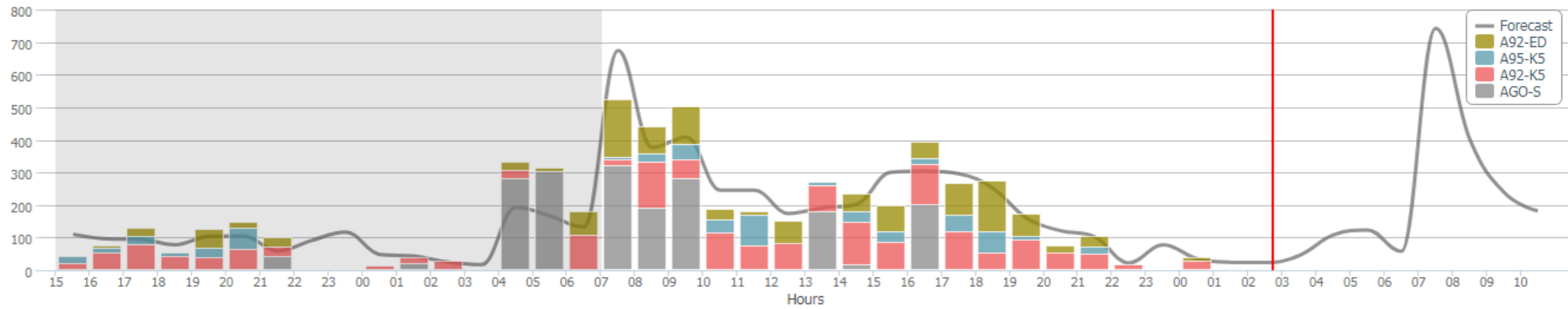
Station	Shift started	Data updated	A92-ED	A95-K5	A92-K5	A95-E-K5	AGO-E	A95-ED	AGO-W	AGO-S	A92-Eco	A95-Eco
Station-1	10.06.2019 07:01:18	02:43:20	14 132.05	4 723.84	19 248.05	0.00	0.00	0.00	0.00	17 177.74 (+6 988)	0.00	0.00
Station-2	10.06.2019 07:01:06	00:03:19	0.00	9 618.68	12 899.13	0.00	0.00	0.00	0.00	0.00	12 593.23	5 076.04
Station-3	10.06.2019 07:01:43	02:43:45	13 913.28	17 742.39	22 601.84	0.00	0.00	10 848.63 (+6 760)	0.00	8 339.19 (+4 995)	0.00	0.00
Station-4	10.06.2019 07:03:22	02:40:00	33 716.92	20 556.17 (+10 870)	20 832.31	0.00	0.00	17 307.55 (+10 190)	0.00	8 318.24 (+4 997)	0.00	0.00

REPORTS

Station:
-for all-

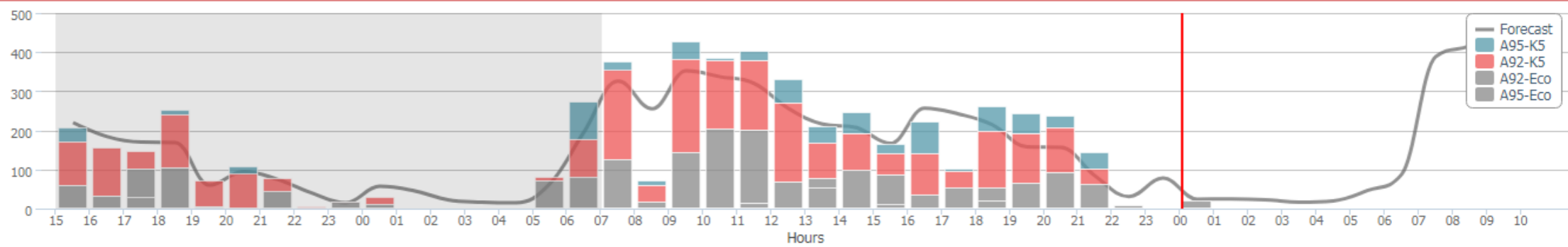
Station-1

11.06.2019 02:43:20



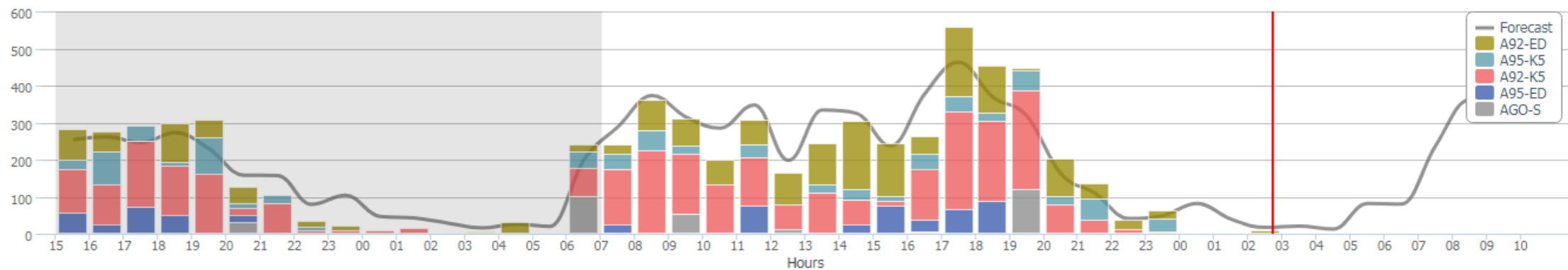
Station-2

11.06.2019 00:03:19



Station-3

11.06.2019 02:43:45



Thank you!